

A Students' Guide to getting started with "Show My Homework"

Welcome to Show My Homework.

To find SMHW you go to
www.showmyhomework.co.uk

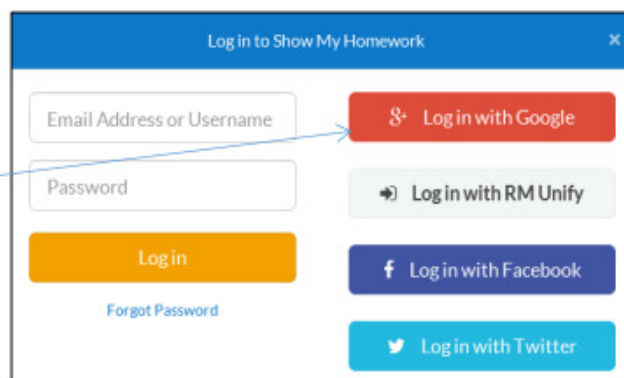
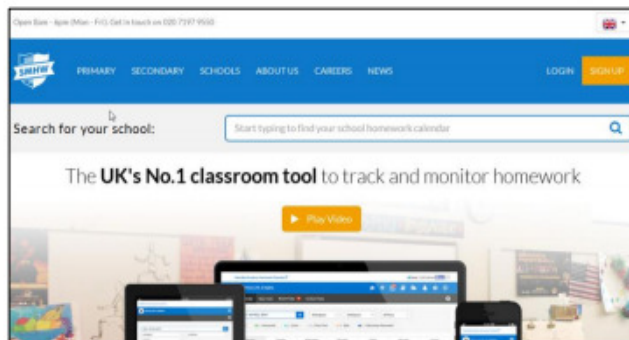
You can also download an app to your iOS or Android phone or tablet.

You log in to SMHW with your Google username and password. If you are in Y8 and called Fred Bloggins then your username would look like:

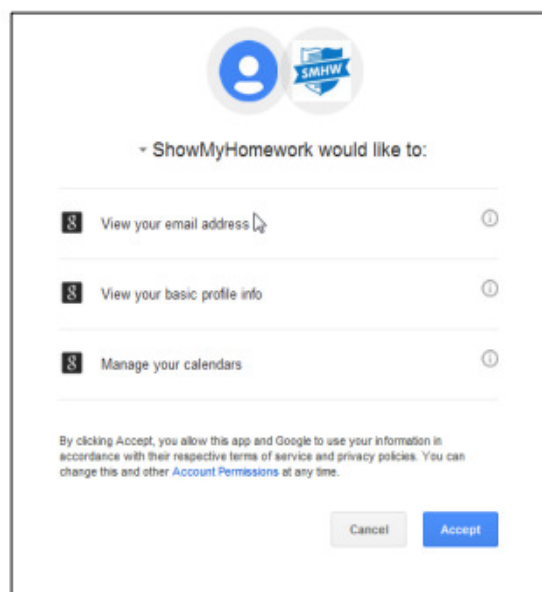
13blogginsfre@haygrove.somerset.sch.uk

Your password should have been changed to match your usual school network password.

Log in here



The first page you see will look something like this. Just select "Accept" for now. You can look at these options later.



You are now presented with a screen something like the one below.

This student has four homeworks that need doing. The day each of them need doing by is shown by the date on the left. *(Yes, I know some of the homeworks look silly! I was learning how to set homework and made up some pretend ones)*

When you finish a homework click on the little box on the right. This will move the homework from the “Issued” list to the “Completed” list.

Clicking on the name of the homework will give you more details like in the example below.

Insects - Artist research

Actions ▾

Miss J. Chumbley set this Homework for group 08T/Ar - Art

Set on 05 January 2015

Due on 27 February 2015

Description

You must read the attached slide for the home learning project and view the recommended websites for the research information.

Manage your own time in order to complete the 2 artist research tasks set.

There is an extension project to create your own 2D or 3D insect also.

Other information

- This homework will take approximately 6 weeks.
- Miss J. Chumbley would like you to hand in this homework in class.

Resources to help you

[yr8_insects_h1.ppt](#)



Damien Hirst | Tate



Klarna Art Gallery...



Eugène Séguin - Sc...

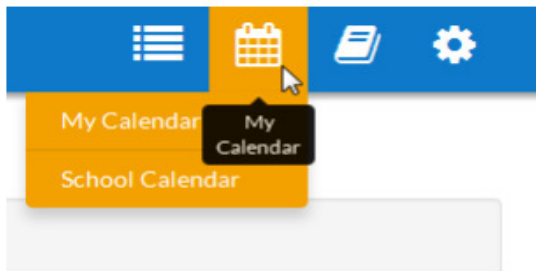
Here Miss Chumbley has set an Art homework.

You can see when it was set and when it is due by.

She has given a description of the task.

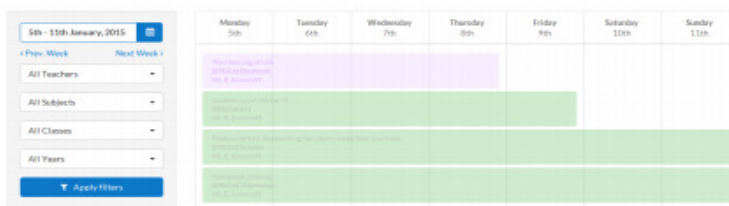
Miss Chumbley has also provided some resources which you could use to help with your work. There is a PowerPoint presentation and some links to useful websites.

When you finish this homework you can mark it as completed here if you want using the “Actions” button at the top of the page



The other way of looking at your homework is to use the Calendar feature. You can do this by clicking on the icon at the top of the page.

You then see a weekly calendar which shows bars for each HW (see below). The end of the bar shows when it is due. Clicking on the bar brings up more details, deadlines and useful resources.



There are a number of other features of Show My Homework but you will soon pick these up as you become more familiar with the product.

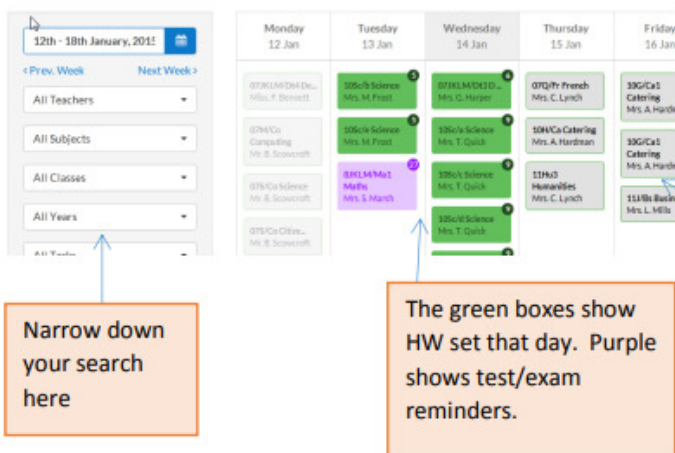
It will save time in lessons. You don't have to write your homework down anymore. You can make use of helpful digital resources which should help to make doing homework a bit more interesting

A possible downside is..... Your family can also see your homework as they will be given login details of their own! They can use the website or an app as well to help you keep on top of your homework tasks.

If you don't have access to the Internet at home or with a mobile device you can log in at lunch time or after school.

If you forget your login details you can still find your homework at

<https://crestacademy.e-act.org.uk/> - You will find the link at the top of the school page.



Here you, or your family, will see all the homework set by every teacher. You can use the filter drop down lists on the left to narrow the HW down to your year or class.

Grey boxes show HWs due in on that day

The green boxes show HW set that day. Purple shows test/exam reminders.

Narrow down your search here