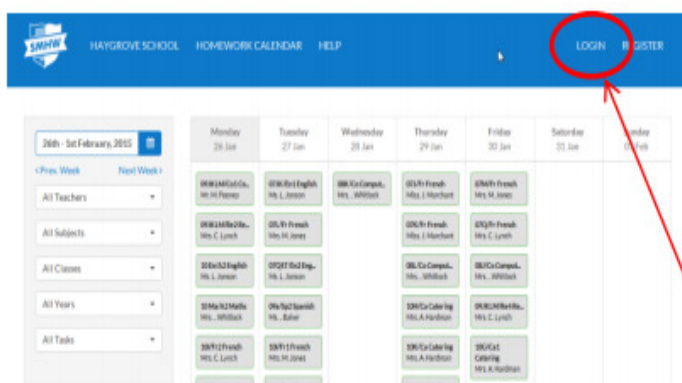


## A Parents' Guide to getting started with "Show My Homework"

The two main ways to use Show My Homework (SMHW) are through a browser like Internet Explorer or Google Chrome alternatively you can download an app to use on your mobile device. Apps exist for iOS or Android devices. The following instructions are for using SMHW with a browser

Go to <https://crestacademy.e-act.org.uk/> - You will find the link at the top of the school page.



You will see a calendar of homework but it won't be specific for your child.

To see a personal homework diary you need to set up an account.

Choose "Login" at the top right.

You will see a form like this. We have found that with "Internet Explorer" the grey text in the boxes isn't visible. We used Google Chrome.

You need to copy your PIN here. At this stage you do not need to put in an email address or password.

Your PIN will be something like X10101234

### Update your details

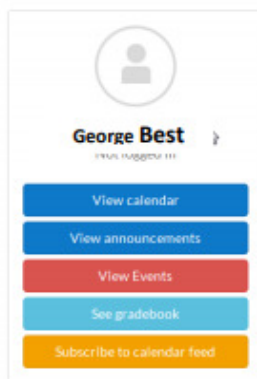
- Make a note of your username
- Make a note of your password
- Keep it somewhere safe



 I do not have an email address
   


Once you have logged in you will be asked for an email address and a password. You do not have to provide an email address but if you do then you can set up a weekly email with a summary of your child's homework for that week

You will use your email address and password to log in from now on.



**George Best**

View calendar

View announcements

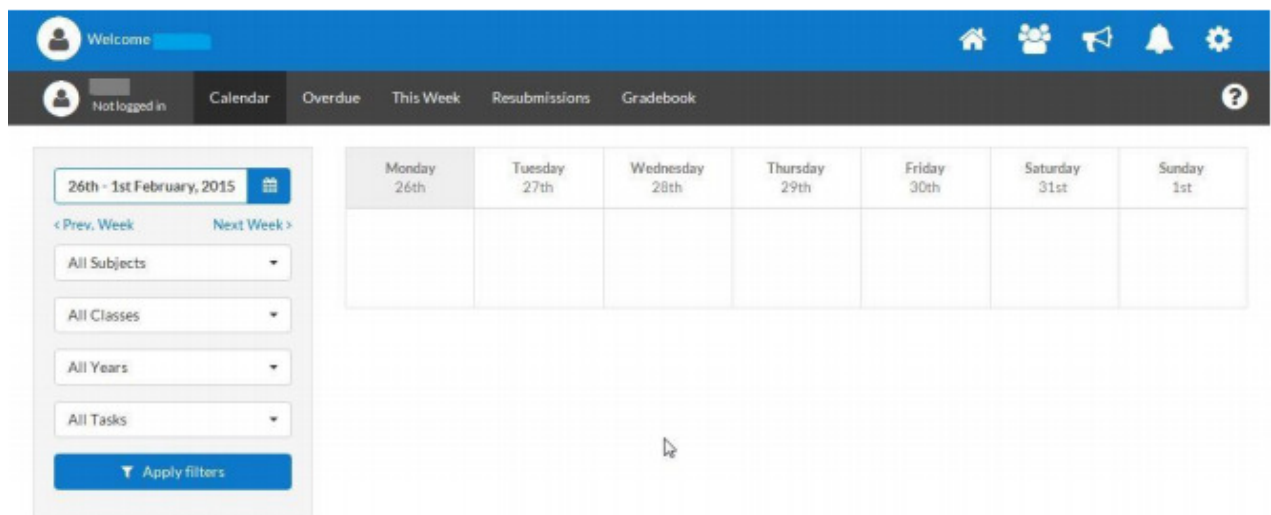
View Events

See gradebook

Subscribe to calendar feed

Once you have registered you will get access to information about the homework for each of your children at **The Crest Academy**

"View Calendar" is the most useful view at present. The calendar shown below is empty at present but will show all the homeworks currently set. If you want to look back or forward you can do so by changing the dates You can also narrow down the search by using the drop down filter lists on the left.



Welcome [User Name]

Not logged in | Calendar | Overdue | This Week | Resubmissions | Gradebook

26th - 1st February, 2015

< Prev. Week | Next Week >

All Subjects

All Classes

All Years

All Tasks

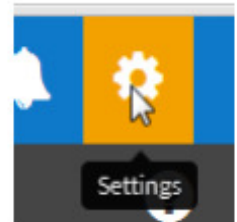
Apply filters

Monday 26th	Tuesday 27th	Wednesday 28th	Thursday 29th	Friday 30th	Saturday 31st	Sunday 1st

At present we are not using the gradebook and lists of overdue homework will not be complete. Once we get the basic use of SMHW well embedded we will start to add these extra functions. We will tell you when that happens.

If you want a weekly email giving the homeworks your child has been set you can go to the "Settings" icon at the top right of the page.

From the "Notifications" menu item you can ask for these to be sent to you.



Personal Details
<b>Notifications</b>
Student Management
Subscriptions
Sync Calendar

### Notifications

#### Emails

- Receive Friday email notifications on the assignments your child has due in the follow
- Receive School wide announcements when they are published

[Update](#)

#### Mobile Apps

- Push notifications

[Update](#)

If you click on, or select, a homework from the calendar you will see the details of the task.

## Insects - Artist research

Miss. J. Chumbley set this Homework for group 08T/Ar - Art  
Set on 05 January 2015 Due on 27 February 2015

Here you can see who set the homework, when the homework was set and when it is due

### Description

You must read the attached slide for the home learning project and view the recommended websites for the research information.

Manage your own time in order to complete the 2 artist research tasks set.

There is an extension project to create your own 2D or 3D insect also.

Here is a description of the homework. Hopefully the teacher will have made it clear and easy to understand

### Other information

- This homework will take approximately 6 weeks.
- Miss. J. Chumbley would like you to hand in this homework in class.

### Resources to help you

[yr6\\_insects\\_h1.ppt](#)



Damien Hirst | Tate



Klama Art Gallery..



Eugène Séguy - Sc...

This shows one of the big advantages of SMHW. The teacher has added several resources to help the student with their homework. In this case they have given a PowerPoint presentation and links to useful websites. Videos can also be embedded.

